



AM315-8 INDUSTRIAL BREAD MOULDER




Variable Speed Control



120 Volt GFCI Compatible



Sanitary Stainless Steel Design



Removable Endless Conveyor Belt



ETL Certified

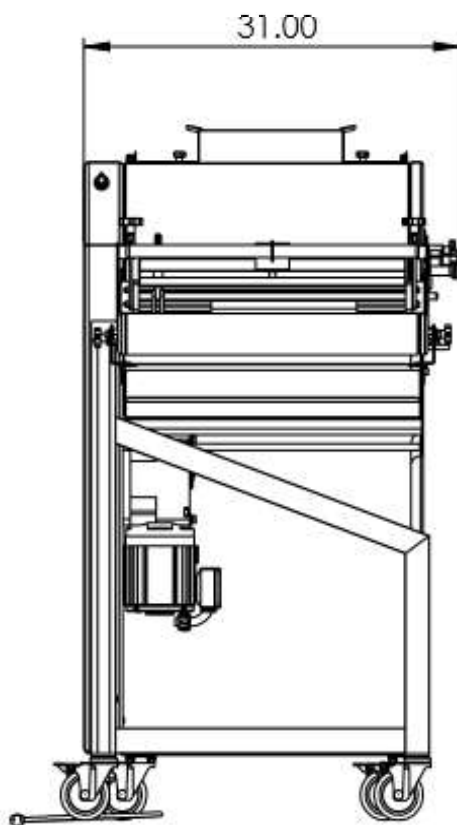
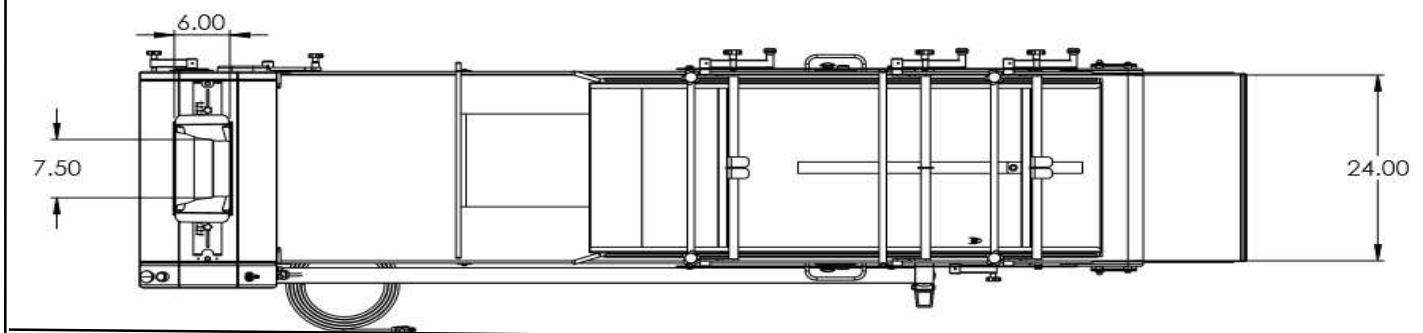
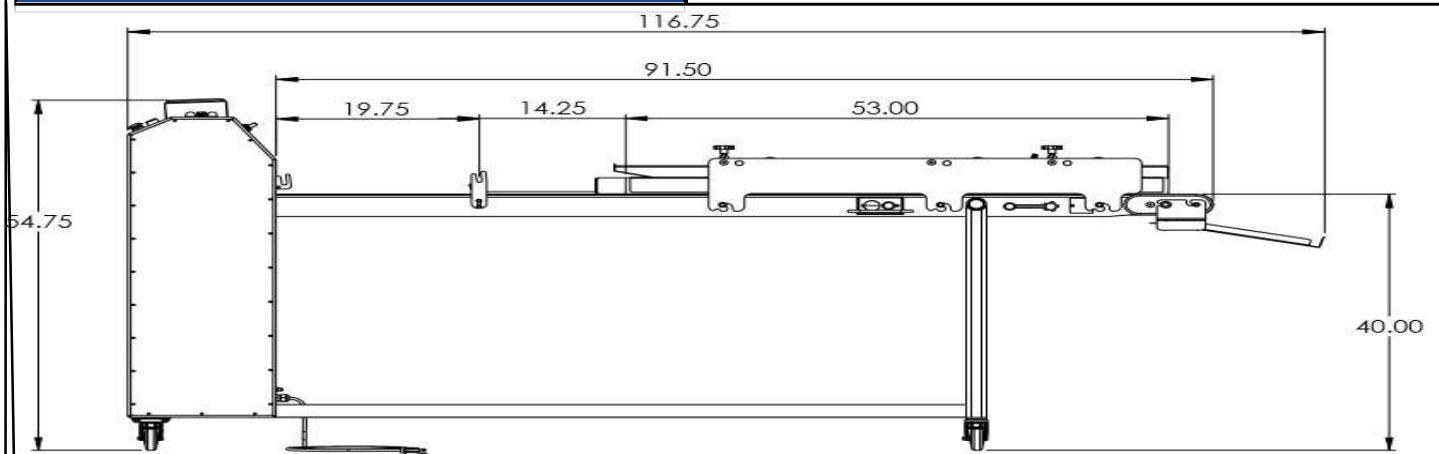


Lift Off Top Cover for Roller Access

- **Industry leading safety features**
- **Sanitary stainless-steel construction**
- **Removable endless conveyor belt**
- Easy adjust roller system
- Precise 1/16" roller spacing
- Integrated infeed hopper safety
- Adjustable dough infeed guides
- Moulds 1oz-64oz dough pieces
- Heavy curling chain



AM315-8 INDUSTRIAL BREAD MOULDER



- Industry leading safety features
- Sanitary stainless-steel construction
- Removable bread moulding attachments
- 120-volt GFCI compliant
- 3 easy access E-Stop stations
- 1 HP direct drive motor
- Removable endless conveyor belt
- Variable speed drive
- Over 91" of usable conveyor
- 53" long moulding plate

Includes one moulding plate of your choice.

Available moulding plate sizes: 4,5,6,7,8,9,10,11,12,14,16,18,20 & 22 Inches

Optional moulding plate fabric available for a tighter more consistent product.